


LET'S GET POPPING!

This pop-up project is a chance to reveal something about you from the inside out. Let's begin by doing some basic pop-up training.

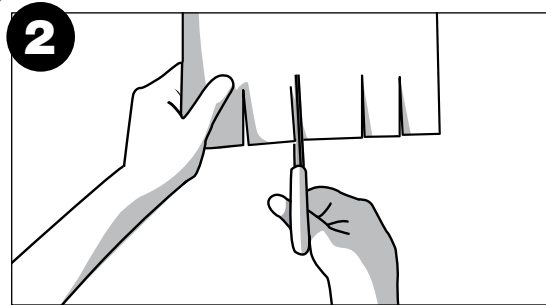
YOU WILL NEED:

3 pieces of paper
Scissors
Glue stick


Flap POP-UP



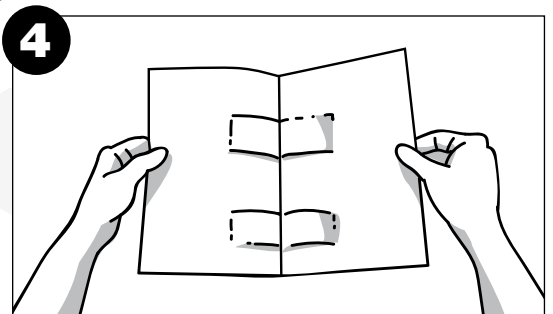
Fold the paper in half.




Cut four slits from folded edge about 1/3 way across the paper.



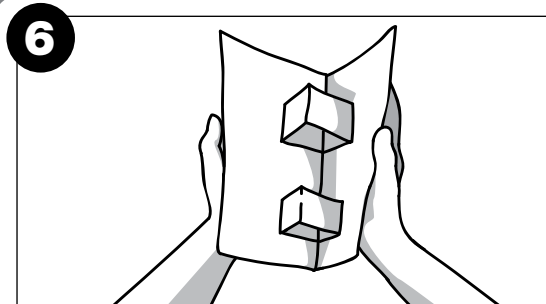
Fold each flap back and forth making a sharp crease.



Unfold the paper and turn it over.



Push the boxes forward so they stick out the front of the paper.



Open and close the paper to see how the shapes pop up.